



Kto Supply Sas

Via XX settembre 20/52 – IT 16121 – Genoa
Ph. +39 010 565268 – Fax. +39 010 542831
info@cappato.net - www.cappato.net

DATA – Date: 11 May 2007	DOCUMENT N° - Doc. N° SCU-01
Pag-Sh 1 di-of 8	Rev.
Updated in : 09/05/2007	0

MIB 303

Automatic Separation System

Starter/Control unit




Kto Supply Sas

Via XX settembre 20/52 – IT 16121 – Genoa

Ph. +39 010 565268 – Fax. +39 010 542831

info@cappato.net - www.cappato.net



Study instruction manuals and observe the warnings before installation, operation, service and maintenance.

Not following the instructions can result in serious accidents with fatal injuries.

In order to make the information clear only foreseeable conditions have been considered. No warnings are given, therefore, for situations arising from unintended usage of the machine and its tools.

A summary of the safety information is found in the Safety chapter under divider 1.

Kto Supply Sas: a XX settembre 20/52 – IT 16121 – Genoa

Ph. +39 010 565268 – Fax. +39 010 542831

info@cappato.net - www.cappato.net



Kto Supply Sas

Via XX settembre 20/52 – IT 16121 – Genoa

Ph. +39 010 565268 – Fax. +39 010 542831

info@cappato.net - www.cappato.net

Contents

1 Function Description

1.1 Application

1.2 Design

2 Technical data

2.1 Specification

2.2 Dimensions

2.3 Spare parts

Kto Supply Sas: a XX settembre 20/52 – IT 16121 – Genoa

Ph. +39 010 565268 – Fax. +39 010 542831

info@cappato.net - www.cappato.net



Kto Supply Sas

Via XX settembre 20/52 – IT 16121 – Genoa

Ph. +39 010 565268 – Fax. +39 010 542831

info@cappato.net - www.cappato.net

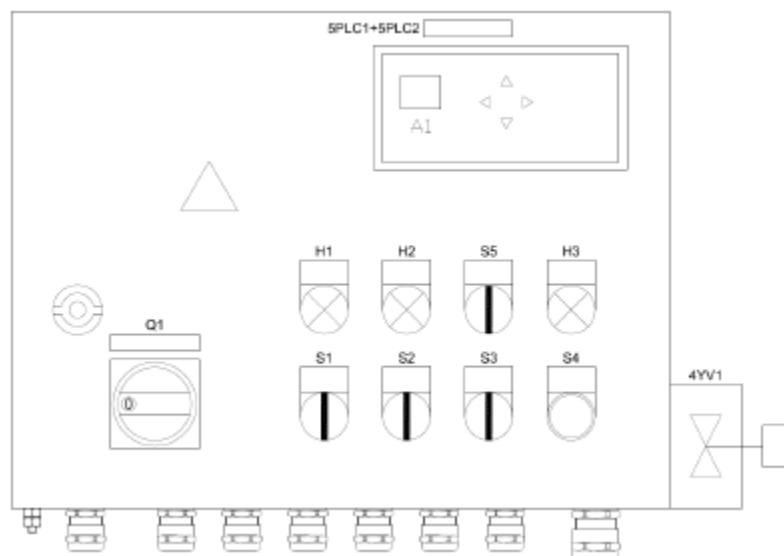
1. Function description

1.1 Application

The starter/control unit is used to start the separator and the feed pump on MIB 303 AC modules. The unit also gives an alarm and stops the feed pump if a fault occurs.

1.2 Design

The controls are located at the front of the starter/control unit cabinet.



Q1	Main switch
S1	Start/stop switch for separator
S2	Start/Stop switch for feed pump
S3	Control Loc/Loc Auto/Rem
S4	Water seal manual control
S5	Control 0/Start/Stand-by
H1	Separator running indicator lamp
H2	Feed pump running indicator lamp
5PLC1/2	PLC controller
4YV1	Water seal valve

Kto Supply Sas: a XX settembre 20/52 – IT 16121 – Genoa

Ph. +39 010 565268 – Fax. +39 010 542831

info@cappato.net - www.cappato.net



Kto Supply Sas

Via XX settembre 20/52 – IT 16121 – Genoa

Ph. +39 010 565268 – Fax. +39 010 542831

info@cappato.net - www.cappato.net

2. Technical data

2.1 Specification

- ?? Power supply: 230V 50/60Hz
- ?? Max fuse: 10A
- ?? Protection class: IP65
- ?? High voltage tested: During 2 min.
at 2 500V
- ?? Maximum ambient temperature: 55 °C
- ?? Cabinet material: Steel
- ?? Weight: Approx. 12 kg?



Kto Supply Sas

Via XX settembre 20/52 – IT 16121 – Genoa

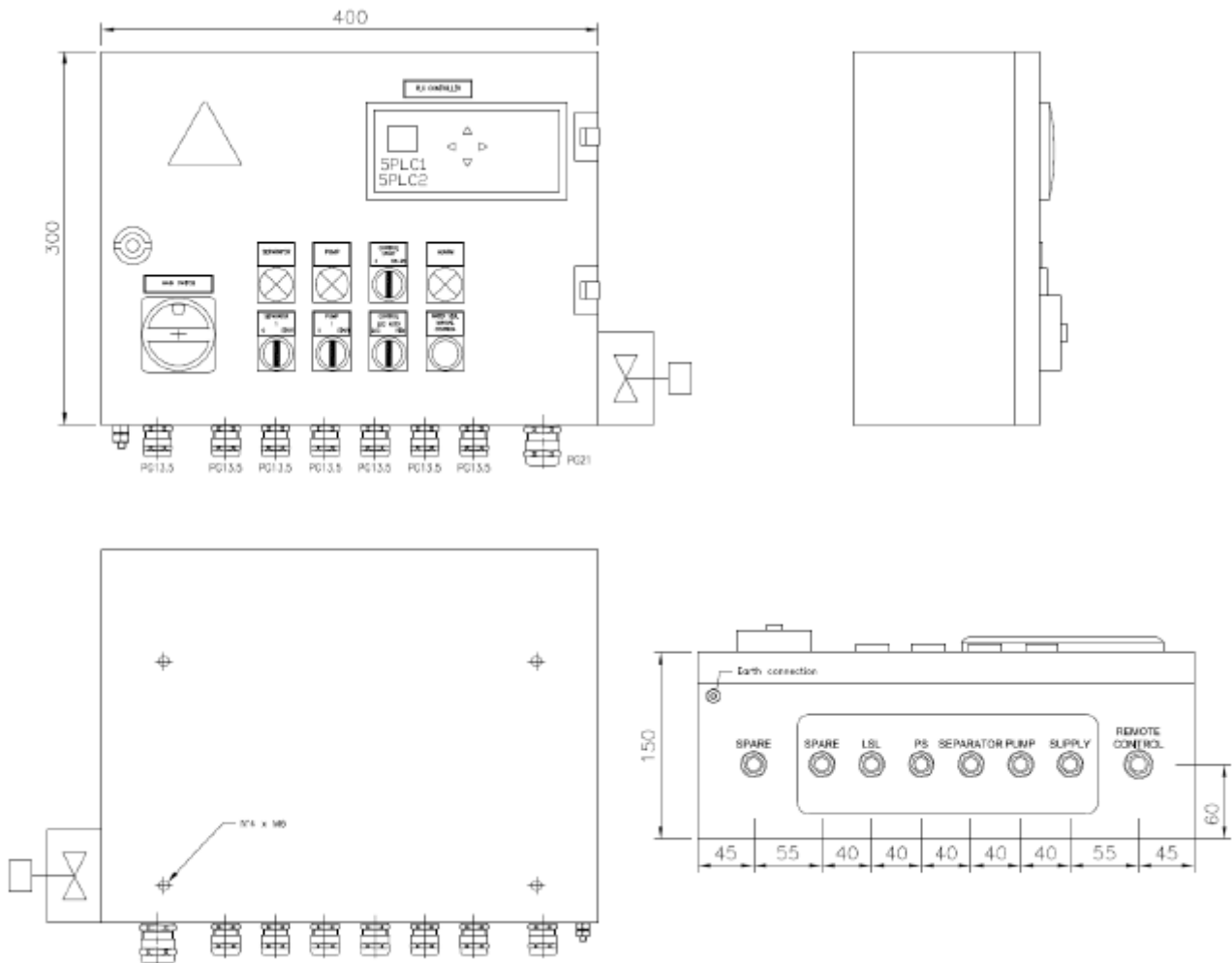
Ph. +39 010 565268 – Fax. +39 010 542831

info@cappato.net - www.cappato.net

2. Technical data

MIB-303 Starter/Control Unit

2.3 Dimensions



Kto Supply Sas: a XX settembre 20/52 – IT 16121 – Genoa

Ph. +39 010 565268 – Fax. +39 010 542831

info@cappato.net - www.cappato.net



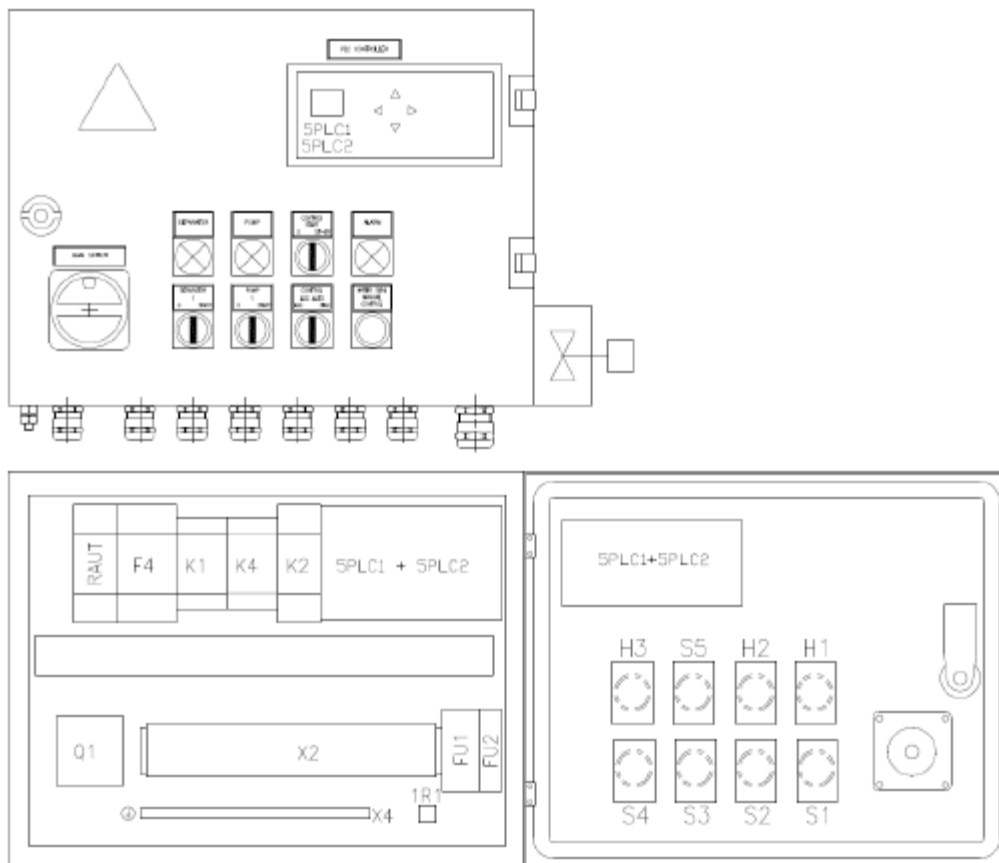
Kto Supply Sas

Via XX settembre 20/52 – IT 16121 – Genoa
Ph. +39 010 565268 – Fax. +39 010 542831
info@cappato.net - www.cappato.net

2. Technical data

MIB-303 Starter/Control Unit

2.3 Spare parts



**Kto Supply Sas**

Via XX settembre 20/52 – IT 16121 – Genoa
Ph. +39 010 565268 – Fax. +39 010 542831
info@cappato.net - www.cappato.net

2. Technical data

MIB-303 Starter/Control Unit

Item	Qty	Name	Manufacturer	Model	Remarks
01	1	Circuit breaker 3x16A	Gewiss	70002	Q1
02	1	Enclosure box 300x400x150mm	Eta	12,4 4X	
03	1	Programmable logic controller	Siemens	Logo 230RC+DM8230R	5PLC1+5PLC2
04	1	Motor circuit breaker	Telemecanique	GV2-ME02 0,16÷0,25A	F4
05	2	Contacteur	Telemecanique	LC1-K0610M7	K1-K4
06	2	Auxiliary contact block	Telemecanique	LA1-KN31	K1-K4
07	1	Auxiliary relay	Finder	601382300040	K2
08	1	Socket for auxiliary relay	Finder	9003	K2
09	1	Timer module	Finder	860002400600	K2
10	2	Selector switch	Telemecanique	ZB4BD8+ZB4BZ101 +ZBE102	S1-S2
11	1	Selector switch	Telemecanique	ZB4BD2+ZB4BZ101 +ZBE101+ZXZBE10 2	S3+S5
12	1	Push button	Telemecanique	ZB4BA2+ZB4BZ101	S4
13	1	Solenoid valve	Atrebor	230Vac	4YV1
14	2	White signal lamp	Telemecanique	ZB4BVM1+ZB4BV01 3	H1-H2
15	1	Red signal lamp	Telemecanique	ZB4BVM4+ZB4BV04 3	H3
16	2	Fuse holder	Siemens	8WA1011-1SF12	FU1-3FU2
17	33	Terminals	Siemens		
18	1	Variable Resistor	RS components		1R1
19	1	External cover for PLC	Palazzoli		
20	1	Auxiliary relay	Finder	601382300040	RAUT
21	1	Socket for auxiliary relay	Finder	9003	RAUT
22	7	Cable gland PG 13.5			
23	1	Cable gland PG 21			