

Starter/Control Unit

| | |
|---------------------|---------------------------|
| Product No. | 1764566-01 |
| Printed Book No. | Aug 1997 1818088-02 V2 |

Alfa Laval reserve the right to make changes at any time without prior notice.

Any comments regarding possible errors and omissions or suggestions for improvement of this publication would be gratefully appreciated.

Copies of this publication can be ordered from your local Alfa Laval company.

Published by: Alfa Laval Separation AB
Marine & Power Division
S - 147 80 Tumba
Sweden

© Copyright Alfa Laval Separation AB 1997.

Contents

| | | |
|----------|-----------------------------|----------|
| 1 | Function Description | 1 |
| 1.1 | Application | 1 |
| 1.2 | Design | 1 |
| 2 | Technical Data | 3 |
| 2.1 | Specification | 3 |
| 2.2 | Dimensions | 4 |
| 2.3 | Spare Parts | 5 |

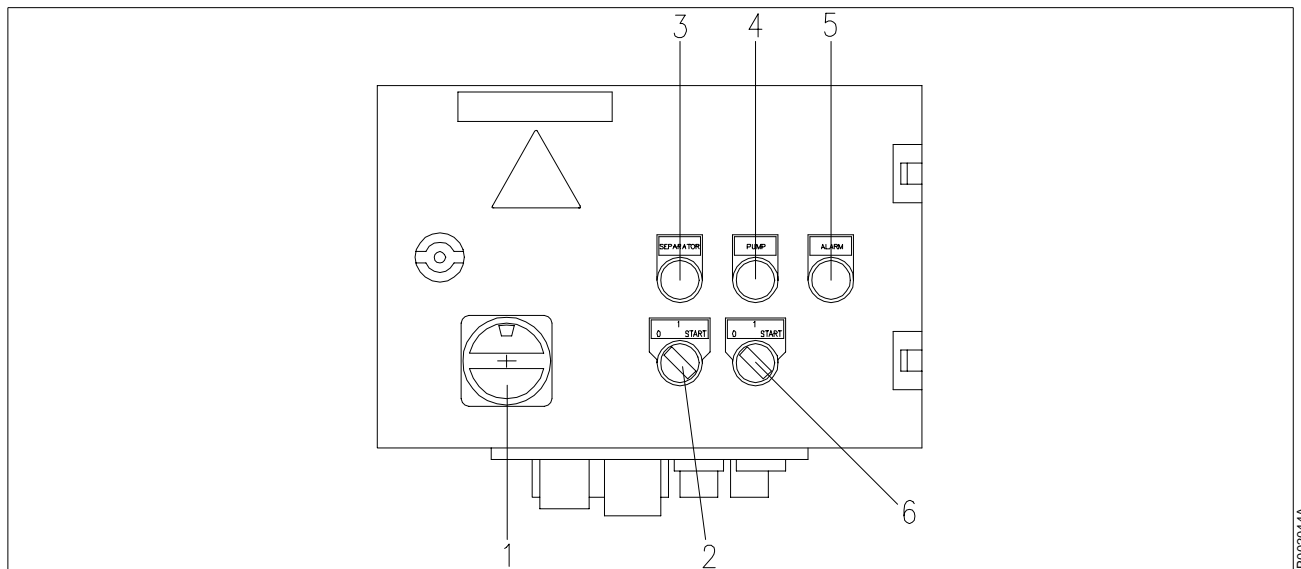
1 Function Description

1.1 Application

The starter/control unit is used to start the separator and the feed pump on MIB 303 AC modules. The unit also gives an alarm and stops the feed pump if a fault occurs.

1.2 Design

The controls are located at the front of the starter/control unit cabinet.



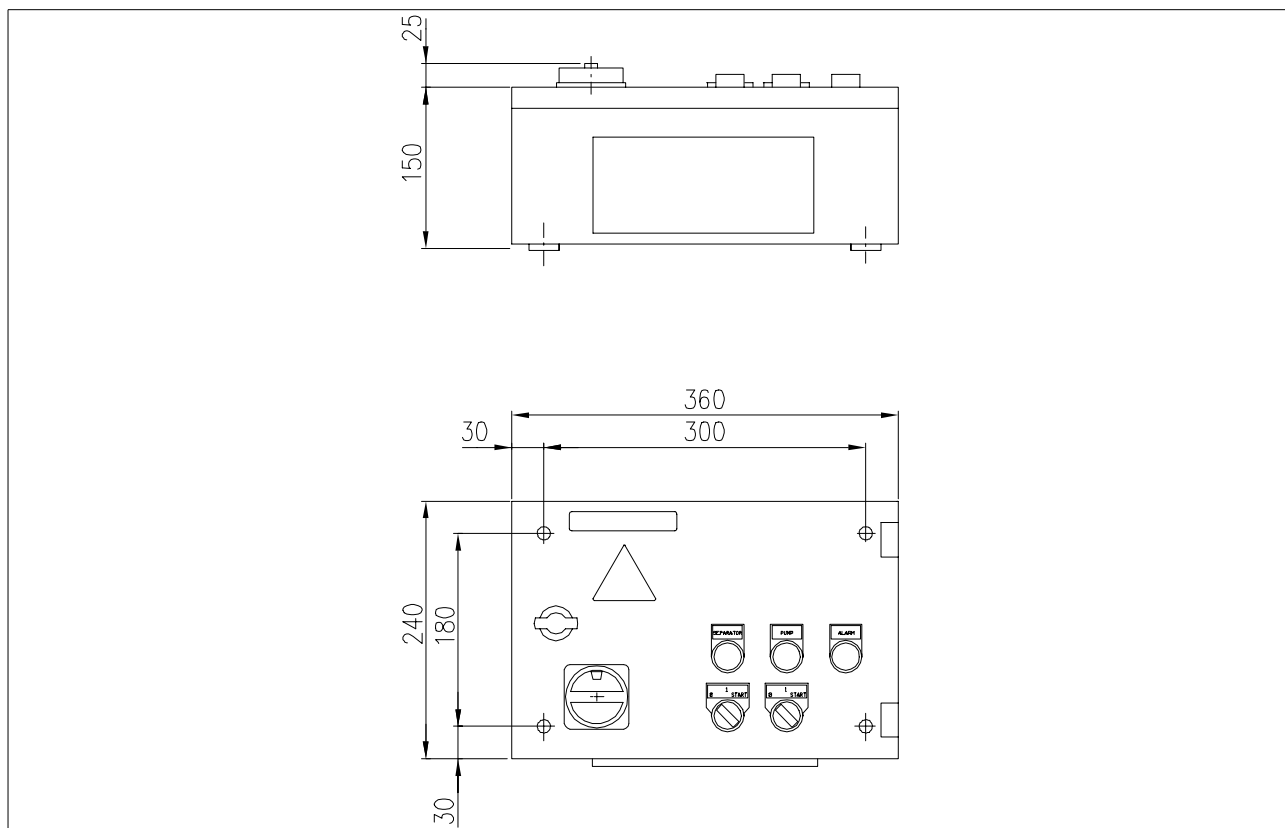
- | | |
|------------------------------------|-------------------------------|
| 1. Main switch | 5. Alarm lamp |
| 2. Start/stop switch for separator | 6. Start/stop switch for pump |
| 3. Indicator lamp for separator | |
| 4. Indicator lamp for pump | |

2 Technical Data

2.1 Specification

- Power supply: 230V 50/60Hz
- Max fuse: 10A
- Protection class: IP65
- High voltage tested: During 2 min.
at 2 500V
- Maximum ambient temperature: 55 °C
- Cabinet material: Steel
- Weight: Approx. 12 kg

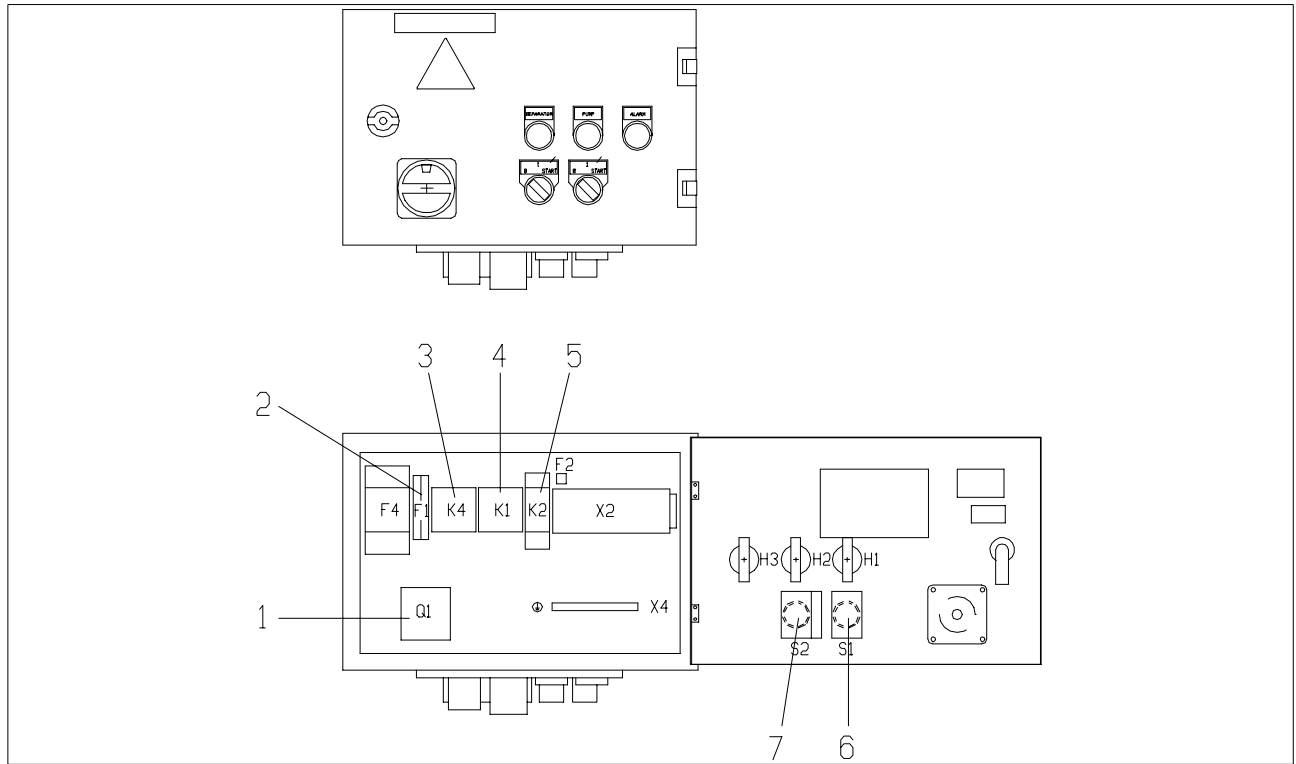
2.2 Dimensions



X005501A

Ref. 1764566-01 Rev. 1

2.3 Spare Parts



Ref. 1764566 Rev. 1

| Item | Qty | Article No. | Description | Remarks |
|------|-----|-------------|-------------------------------------|------------|
| 1 | 1 | 1764712-01 | Main Switch | |
| 2 | 2 | 490-0850-25 | Fuse ¹ | 6.3 A slow |
| 3 | 1 | 1763499-02 | Contactor ¹ | |
| 4 | 1 | 1763499-02 | Contactor ¹ | |
| 5 | 1 | 1764595-01 | Time Relay (off delay) ¹ | |
| 6 | 1 | 1764711-01 | Rotary Switch | |
| 7 | 1 | 1764711-02 | Rotary Switch | |
| | 3 | 552346-27 | Bulb ¹ | |

1. Included in Spare Parts Kit for 1-3 years operation, art. no. 1764569-01

